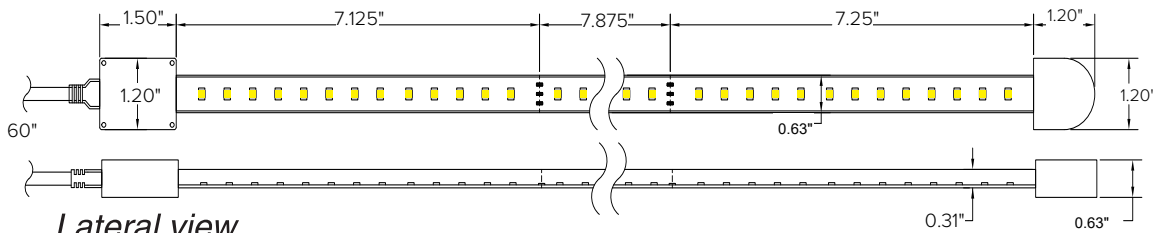


**DURATAPE ALL ENVIRONMENT 120VAC LINE VOLTAGE TAPE 3.7W/FT**

**Product Code: DL120A-**

*Front view*



*Lateral view*



## "IMPORTANT SAFETY INSTRUCTIONS

FIXTURE MUST BE INSTALLED BY A QUALIFICATED ELECTRICIAN .

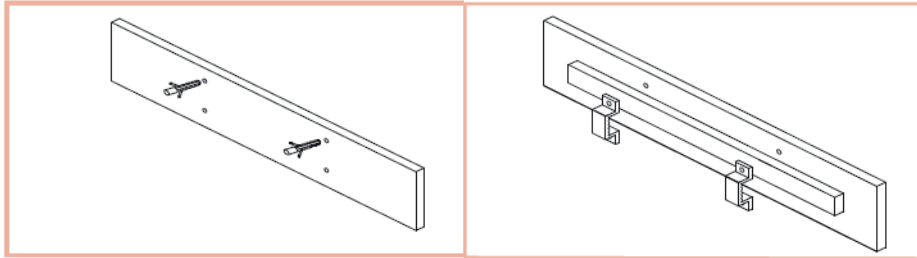
DURALAMP IS NOT RESPONSIBLE IF ITS FIXTURES ARE NOT INSTALLED ACCORDING TO LOCAL SAFETY STANDARDS.

METHOD OF ATTACHMENT OF THE CABLE OR CORD SUCH THAT IT CANNOT BE REPLACED WITHOUT BREAKING OR DESTROYING THE LUMINAIRE.

PLEASE LEAVE A COPY OF THESE INSTRUCTIONS TO THE PERSON RESPONSABLE FOR THE MAINTENANCE OF THE INSTALLATION.

KEEP THE LABEL OF THE ORIGINAL PACKING FOR THE EVENTUAL FUTURE CLAIMS

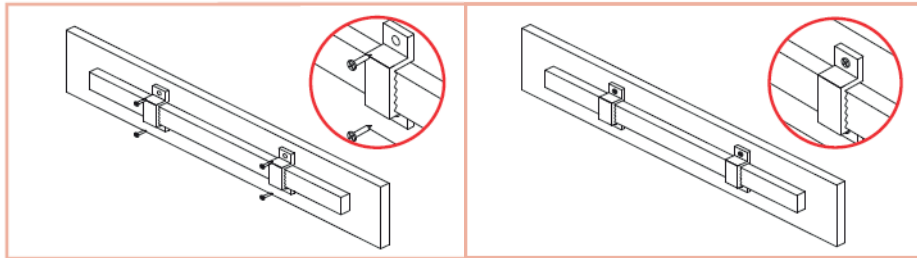
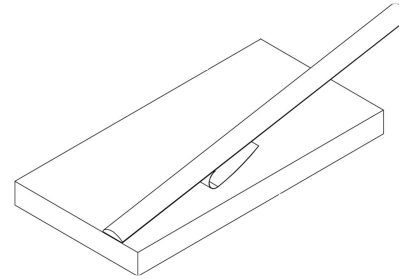
# MOUNTING INSTALLATION



Make holes on the mounting surface according to the size of clips, and then put the expansion screws into them.

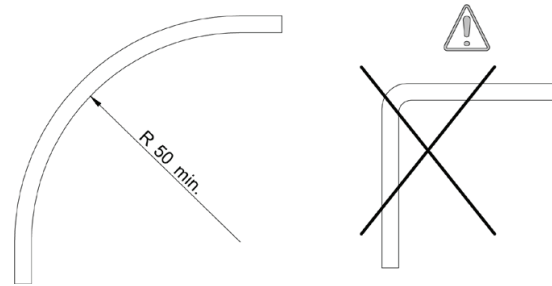
Make strips and clips aligned with the holes on the wall

Only adhesive


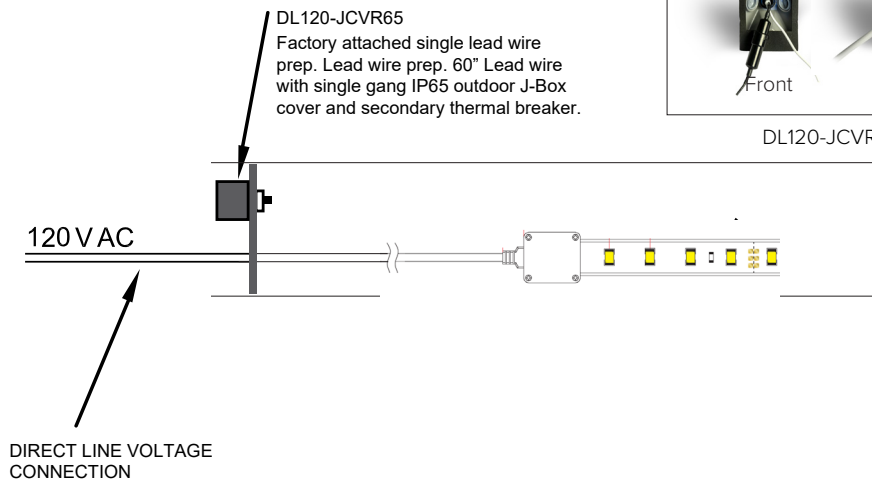


Fix the screws into mounting holes

Make sure the screws are well fixed in place



# WIRING DIAGRAM



DL120-JCVR65